

## RockPi Indoor Helium Hotspot Overview



Figure 1: Indoor Hotspot Included

The Nebra RockPi Indoor Helium Hotspot is a compact & elegant solution to provide Helium LongFi coverage and start mining HNT with ease.

### Quick Specifications

Specification	RockPi Indoor Hotspot
<b>Dimensions</b>	94x70x53 mm (Excluding Antenna)
<b>Weight</b>	353g
<b>Power Requirement</b>	12V 2.5A USB-C***
<b>Maximum TX Power</b>	24-27dBm**
<b>Network Connectivity</b>	1Gbit Ethernet, 2.4GHz 802.ac Wi-Fi, Bluetooth 4.2

Specification	RockPi Indoor Hotspot
<b>Antenna Connection</b>	RP-SMA Female
<b>Rated Ambient Temperature</b>	20-30C
<b>Base SOM</b>	ROCK Pi RK3399 Processor
<b>CPU Specification</b>	Dual Core Cortex A72 1.8GHz and Quad Core Cortex A53 1.4GHz
<b>High Endurance Storage</b>	32GB
<b>RAM</b>	2GB

\* Average Power Consumption Measured At Mains,

\*\* Maximum TX Power may be capped to a lower amount in some regions.

\*\*\* Power supply must ONLY be used with ROCK Pi miner

## Package Contents

- 1 x Nebra ROCK Pi Miner
- 1 x 3db LoRa Antenna
- 1 x Wi-Fi Antenna
- 1 x Universal Power Supply
- 1 x Ethernet Cable
- 1 x Hotspot \$40 On Boarding Fee
- 1 x First \$10 Location Assert Fee

*Please note the above image is for illustrative purposes only, colours of some parts may change.*

## Block Diagram

## Supported Regions

The Nebra Indoor Hotspot comes in three frequency versions:

Frequency	SKU
<b>433 Mhz</b>	NBR-0065
<b>470 Mhz</b>	NBR-0066
<b>868 Mhz</b> (EU868, IN865, RU864)	NBR-0063
<b>915 Mhz</b> US915, AU915, KR920, AS923-1/2/3/4	NBR-0064

The frequency is set upon initialisation by the Helium Network.

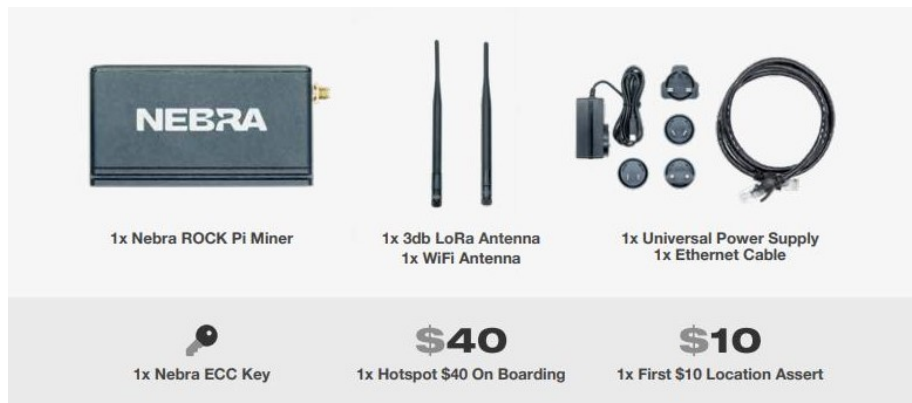
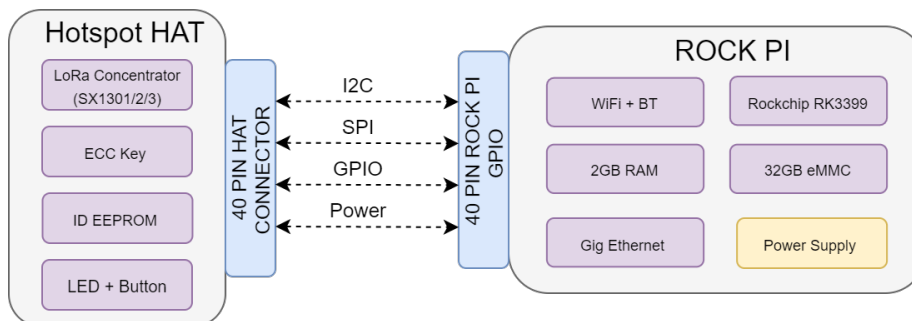


Figure 2: Indoor Hotspot Included



Nebra ROCK PI Gateway Block Diagram

Figure 3: Indoor Hotspot Included

## Antenna Specifications

### LoRa Antenna

Specification	470Mhz Model	868 & 915Mhz Models
<b>Frequency Range</b>	420-480	860-930 Mhz
<b>Peak Gain</b>	3 dBi	3 dBi
<b>VSWR</b>	< 2.3	< 1.8
<b>Input Impedance</b>	50 Ohms	50 Ohms
<b>Length</b>	17.2CM	20.7CM

### Wi-Fi Antenna

Specification	Wi-Fi Antenna
<b>Frequency</b>	2.4 GHz
<b>Gain</b>	2-3dBi
<b>Length</b>	194mm
<b>Connector Type</b>	RP-SMA male
<b>Polarization Type</b>	Vertical
<b>Input Impedance</b>	50 Ohms
<b>Operating Temperature</b>	-40 - 60C
<b>Colour</b>	Black

## Dimensions

The Nebra Indoor Hotspot is 94x70x53MM In size when nothing is connected.

## Interfaces

### Connectors

1. **Type C Connector For Power**
2. **Power and Activity LED Indicators.**
3. **Interface Button**
4. **RP-SMA Female Connector for the WiFi 3dbi antenna**
5. **RP-SMA Female Connector for the LoRaWAN 3dbi antenna**
6. **10/100/1000 Ethernet**

## Firmware

The RockPi Indoor Helium Hotspot runs a customized software to provide high reliability and ensure your units are as up to date as they can be.



Figure 4: Indoor Hotspot Connectors

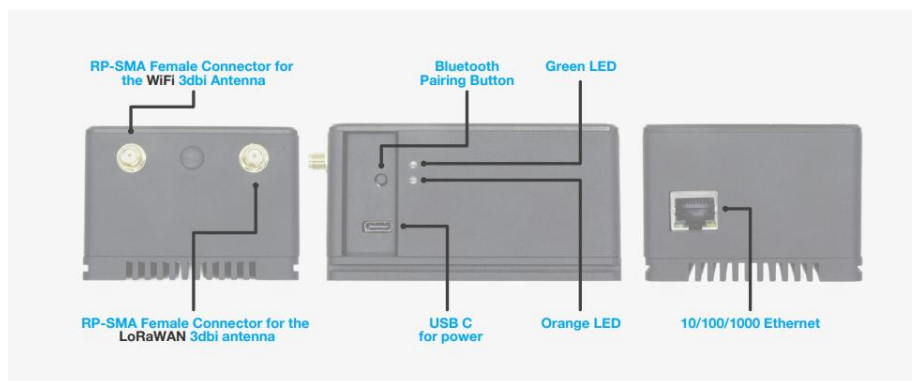


Figure 5: Indoor Hotspot Connectors

Your hotspot will update approximately once a week in an automatic process, we will announce updates via various social media platforms when they happen.

The software is open source and available on our Helium Miner Software repo on GitHub.

### Unit Information

Each unit has a sticker located on the base of the unit.

This includes the following important Information:

- **Model:** Model number
- **FREQ:** Frequency of the Unit
- **ETH:** Ethernet MAC address
- **WiFi:** Wi-Fi MAC address
- **NSER:** Nebra Serial Number
- **SER:** Device Serial Number

You will require some of this information when linking your unit to our remote management dashboard.

### Safety instructions

**To avoid malfunction or damage to this product, please observe the following:**

Do not expose to water or moisture.

Do not expose to any source of heat. The ROCK Pi indoor miner is designed for reliable operation and has been tested at normal ambient room temperatures (25c).

Take care when handling to avoid mechanical, shock, vibration or electrical damage to the connectors or components inside.

Do **NOT** open the case unless specifically requested to do so by a member of our support team. If opening the case please observe anti-static procedures.

**Any modification to the ROCK Pi miner will void any warranty**

### Certifications

We are working on getting the Nebra Indoor Hotspot certified in multiple regions. As we have results from the certification process we will post them here.

### Certification List

**NEBRA**  
**Helium Hotspot**  
**Model: NEBHNT-HHRK4-868**  
**ETH: 2E:6D:50:00:FF:EE**  
**NSER: aabbccddeeff0011**  
**SER: 34996b0ff093000d**

**FREQ: 868**



**Nebra LTD, UK Co No 06732600**  
**Made in P.R.C**

Figure 6: ROCKPi Unit Identification label

Approval	Countries Covered	Hardware Frequency	Status	Frequency Plans
CE	European Economic Area	868 MHz	Completed	EU 868
UKCA	United Kingdom	868 MHz	Completed	EU 868
FCC	United States of America	915 MHz	Completed	US 915
RCM	Australia & New Zealand	915 MHz	Completed	AU 915

All certification related documents can be viewed in the certification folder for our indoor miner.

**FCC Statement** This device complies with Part 15 of the FCC Rules. Operation is subject to the following two conditions:

1. This device may not cause harmful interference.
2. This device must accept any interference received, including interference that may cause undesired operation.

Changes or modifications not expressly approved by the party responsible for compliance could void the user's authority to operate the equipment.

**NOTE:** This equipment has been tested and found to comply with the limits for a Class B digital device, pursuant to Part 15 of the FCC Rules. These limits are designed to provide reasonable protection against harmful interference in a residential installation. This equipment generates uses and can radiate radio frequency energy and, if not installed and used in accordance with the instructions, may cause harmful interference to radio communications. However, there is no guarantee that interference will not occur in a particular installation.

If this equipment does cause harmful interference to radio or television reception, which can be determined by turning the equipment off and on, the user is encouraged to try to correct the interference by one or more of the following measures: \* Reorient or relocate the receiving antenna. \* Increase the separation between the equipment and receiver. \* Connect the equipment into an outlet on a circuit different from that to which the receiver is connected. \* Consult the dealer or an experienced radio/TV technician for help.

**RoHS** All our ROCK Pi miners have been tested under the EU RoHS Directive 2011/65/EU and its amendment directive 2015/863/EU You can view the certification [here](#)